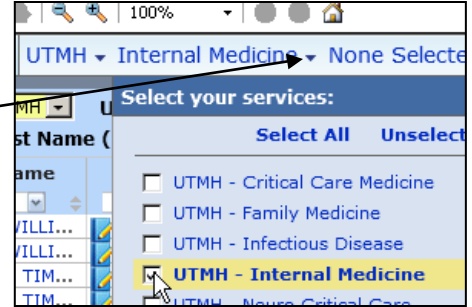


CORES for Medical Students

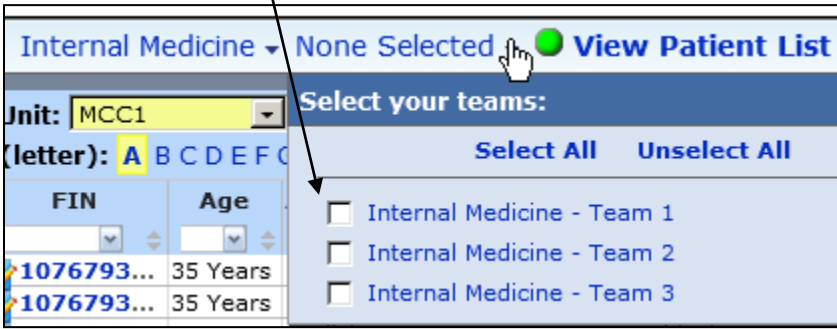
Basics: CORES will be Read Only for Medical Students for the present. This may change later. Also CORES is not actively in use by all services. The number of service is expanding.

To access CORES: You may have a button on your button bar. If not go to VIEW on your menu bar and select CORES Handoff.

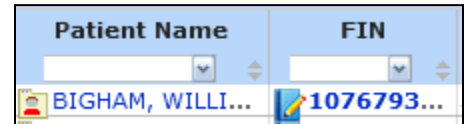
Then Select your main team such Family Medicine or Internal Medicine



Then select your sub-team if your service has one and then click VIEW PATIENT LIST



To enter the patient chart click on the patient name.



To enter the hand off tool to read the teams CORES notes click on the FIN number of the patient.

To print a list of patients with their details select PRINT REPORT and choose the format for your team. Each team uses a different format. Please discuss with your resident the best format.

