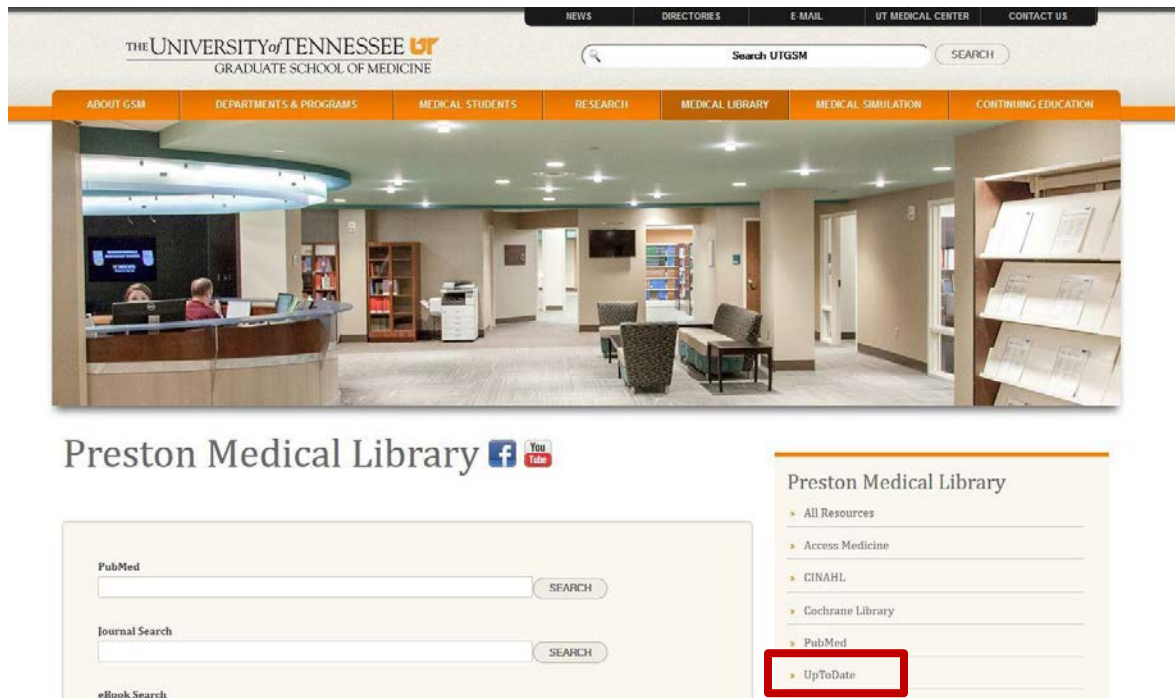


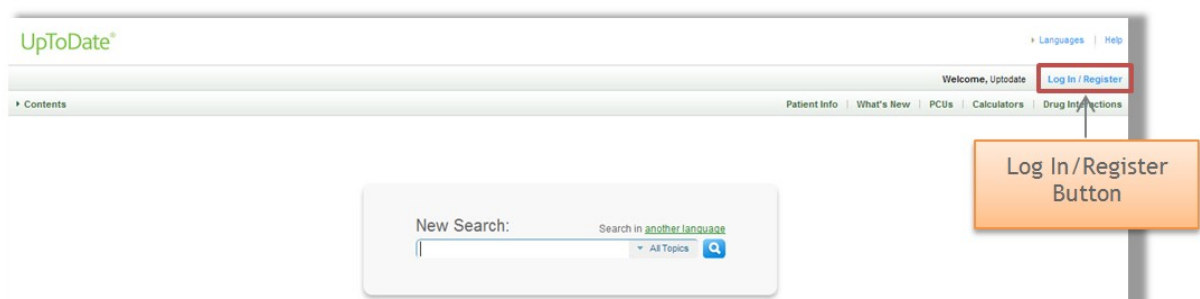
UpToDate® Anywhere Access Tip Sheet

Getting Registered

1. Access UpToDate by going to the [Preston Medical Library](#) website page and locating the UpToDate tab on the right side of the page or by accessing www.uptodate.com from a computer connected to the University of Tennessee Medical Center network.



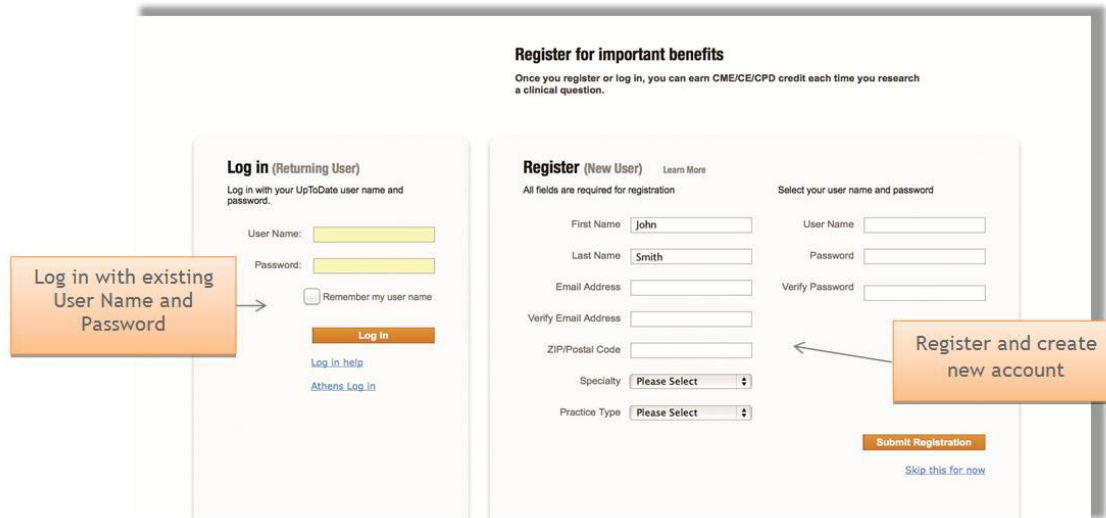
2. Click the Log In/Register button in the upper right corner of the screen.



3. To register, complete all fields on the right side of the registration page and then click *Submit Registration*.

Please note: You must register from within the University of Tennessee Medical Center network to gain access to the Mobile App and accrue CME credits

4. If you already have an UpToDate User Name and Password, log in on the left side of the registration page.



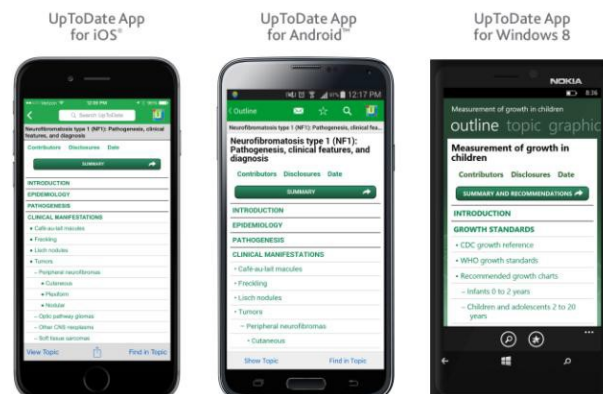
Upon completion of the registration process, you will receive a confirmation email from UpToDate with instructions on downloading the Mobile App.

You are now registered and able to download the Mobile App and earn CME credits!

Mobile Access

Once registered, you can install the Mobile App on up to two devices by following the instructions below:

1. On your smartphone or tablet, search for “UpToDate” in your app store and install the free app.
2. Open the UpToDate Mobile App upon completion of download.
3. Log in with your UpToDate User Name and Password. *You only need to do this once – the app remembers your User Name and Password.*



UpToDate®

Access UpToDate Anywhere

- In addition to the Mobile App, you can access UpToDate from any computer with internet access.
- Simply go to www.uptodate.com and click the “Log In” button located in the top right corner of the UpToDate home page, and enter your User Name and Password.

Maintaining Access

- In order to maintain uninterrupted access to UpToDate Anywhere, you must re-verify your affiliation with your organization once every 90 days.
- To re-verify, log in to UpToDate by going to Preston Medical Library UpToDate link or via www.uptodate.com from a computer connected to the University of Tennessee Medical Center network.

Please Note: In-application & email messaging will inform you of the need to verify affiliation if you have not done so by day 80. You will receive a second alert at day 90. If you fail to re-verify by day 90, you will lose mobile and remote access. To regain access, please complete the re-verification process outlined in steps 1 or 2.